



Range of Supply

Machines of Schröder Group

Range of Supply



Better sheet metal working – we have dedicated ourselves to enabling highest quality standards and efficient processes in the production of sheet metal products. This brochure can only give you an initial overview of our range of supply – we are pleased to offer you our advice to selecting a suitable machine for your requirements.



Table of content

Folding machines	4 13
Shears	14 17
Slip bending rolls	18 20
Swaging machines	21 22
Modular automation systems	23
Software	24 25
Fields of application	26 27

Note: Pictures may differ from standard equipment.

Motorized folding machines

Decades of experience in keeping up with the highest quality standards and efficiency in sheet metal working culminates in high-performance machines that enable industrial solutions.

Folding machine

MAK 4 Evolution UD

Sheet metal working
with highest efficiency

- Up-and-down function
- Industrial POS 3000 3D graphic control
- Option for fast set-up:
fully automatic tool changer
- Option: Fully automatic sheet metal
handling system „AHS“ with suction cups
- Option: Gripper gauge

Folding machine

EVO DuoBend

Innovative double-folder with two
folding beams

- Fully automatic tool changer
- Two folding beams, program-controlled
- Industrial POS 3000 3D graphic control
- Option: Gripper gauge



MAK 4 Evolution UD

3,200 x 6.00

4,000 x 5.00

5,000 x 4.00

EVO DuoBend

3,200 x 5.00

4,000 x 4.00

Folding machine

EVO Center

Highly automated with completely new design

- Fully automatic tool changer
- Up-and-Down folding beam
- Industrial POS 3000 3D graphic control
- Option: Tool changer folding beam
- Option: Fully automatic sheet metal handling system „AHS“ with suction cups
- Option: Gripper gauge

Folding machine

SPB Evolution UD

Fast, strong, precise for serial production and single piece production

- Up-and-Down folding beam
- Rotating clamping beam
- Industrial POS 3000 3D graphic control
- Option for quick set-up: fully automatic tool changer



EVO Center
3,200 x 4.00
4,000 x 3.00



SPB Evolution UD
3,200 x 4.00
4,000 x 3.00

Motorized folding machines

When muscle power is not enough these machines can offer you an easy entry into motorized processing – robust machines for continuous use or thick metal sheets.

Folding machine

PowerBend Industrial UD

Powerful package for sheet thickness up to 6 mm

- Graphic control POS 2000 Professional on swivelling arm
- Clamping beam stroke: 850 mm
- Up-and-Down function
- Tool positioning display
- Option: production status indicator lights

Folding machine

PowerBend Professional

Robust and precise: the professional solution for thin metal applications

- Optimal rigidity and precise gauge
- POS 2000 Professional control
- Option: up-and-down function and rotating clamping beam
- Option: Hemming function



PowerBend Industrial UD

3,200 x 6.00

4,000 x 5.00

PowerBend Professional

3,200 x 3.00

4,000 x 2.50

Folding machine

PowerBend Universal

Workshop standard machine
with numerous options

- Optimal rigidity and precise gauge
- Easy to handle with nano Touch control
- Options:
motorized folding beam adjustment and
crowning device

Folding machine

PowerBend Multi


Allrounder for thin sheet metal working

- Graphic control POS 2000 Professional
- Cranked folding blades
- All axes converter-controlled
- Option: Back gauge for tapered bending, rotating clamping beam
- Option: Hemming function



PowerBend Universal

2,000 x 4.00
3,200 x 3.00
4,000 x 2.50



PowerBend Multi

2,500 x 2.50
3,200 x 2.00
4,000 x 2.00

Motorized / Hydraulic folding machines

Motorized folding machine

MAKU

Entry into motorized
sheet metal working

- Fast, compact and flexible for serial- and single piece production
- Equipped with the alpha numeric control Classic Bend or alternatively with the control POS 2000 Professional
- Huge clearances on the clamping and the bottom beam

Hydraulic folding machine

225

A fast machine with high long-life
accuracy

- A fast clamping beam generously dimensioned, maintenance-free guide, clamping beam stroke 350 mm (optionally 500 mm)
- Motorized adjustment of folding beam with hydraulic drive on both sides
- Motorized bottom beam adjustment



MAKU

2 000 x 2,50

2 500 x 2,00

3 200 x 1,50

225


2 000 x 6,00

Hydraulic folding machine

EVO Heavy Duty

The universal folding machine with a compact hydraulic drive

- High productivity thanks to easy handling of tools
- Clamping beam stroke 500 mm
- Compact hydraulic drive
- High flexibility and variability thanks to extensive equipment



EVO Heavy Duty

3 200 x 16,00

Manual folding machines

Machines from Schröder Group stand for precise work: robust, reliable and best accuracy.

Manual folding machine

AK

Workshop standard equipment – indestructible and easy to operate


- Eccentric drive for fast opening and secure clamping of tools
- Option: Manual back gauge 10 – 750 mm, adjustable from the front with digital read out incl. sheet support table
- Ergonomic working height: 930 mm
- Clamping beam stroke: 110 mm

Manual folding machine

ASK 3

Manual folding machine of the 3rd generation

- Segmented tools at all three beams
- Quick clamping device with eccentric
- Multi-stage clamping beam drive for four different tool heights
- New: clamping beam with tool storage function and stand with depositing plate



AK

2,000 x 1.00
2,000 x 1.50
2,500 x 1.00
3,000 x 1.00

ASK 3

1,000 x 1.50
1,250 x 1.50
1,500 x 1.50

Segment folding machine

ASK II

Proven a thousand times in workshops

- Maximum versatility through segmented tools at all three beams
- Quick clamping device with eccentric
- Reinforced version and frame-guided clamping beam



ASK II

1,000 x 2.00

1,500 x 1.75

2,000 x 1.00

Manual folding machine

204

The small folder with features of a big one

- Essential for sample construction and repair shops
- Clamping beam with sufficient stroke for different tool geometries
- Folding beam adjustable for precise radius bending



204

1,000 x 2.00

Manual folding machines

Since more than 75 years we are supplying workshops with folding machines. We offer you reliable precision tools for the workshop and the construction site.

Manual folding machine

BAM

Proven a thousand times in workshops

- Additional clearance enables profiles such as narrow U-bendings
- Back gauge system incl. sheet support
- Option: cutting device incl. guide rail
- Rotating clamping beam at BAM 1000



BAM

1,000 x 0.80

2,000 x 0.75

Manual long folding machine

MODULAR

Long profiles, accurately bent

- In a few simple steps two or more folding machines can be connected to one long folding machine
- Option:
a multifunctional tool cuts, beads and closes hem folds



MODULAR 2000
2,000 x 0.80
Basic modul

2,000 x 0.80
Extension modul



MODULAR 3000
3,000 x 0.80
Basic modul

3,000 x 0.80
Extension modul

Motorized shears

A precise cut is the first step from a metal sheet to the work piece. Our shears enable clear cuts for serial production without any difficulties.

Motorized shear

MHSU

Entry into motorized cutting

- Slideway guided motorized shear cuts fast and clear
- Hold-down device with hard rubber rail to protect polished sheets
- Adjustable angle gauge left and right with scale

Motorized shear

PDC / PDC-NC

Powerful and stable with „DUO-CUT-Drive“ system

- Quiet, smooth operation through double motorization (from 2000 mm)
- Blade gap adjustment to minimize bur on material and to keep wearing on blades down to a minimum



MHSU

1,250 x 4.00	2,500 x 2.50
1,500 x 2.50	3,200 x 1.50
1,500 x 4.00	3,200 x 2.00
2,000 x 2.50	
2,000 x 3.00	
2,500 x 2.00	

PDC

1,500 x 4.50
2,000 x 4.00
2,500 x 3.50
3,200 x 3.00
4,000 x 2.50

PDC-NC

3,200 x 3.00
4,000 x 2.50

Motorized shear

527

The heavy-duty guillotine

- Manual blade gap adjustment on both sides
- Back gauge 10-600 mm
- Angle gauge with scale, 750 mm from blade edge
- Table extension 750 mm from blade edge
- Protection of gear side of machine via protection guard system
- Hold-down device one-piece
- Flex table



527

1,000 x 4.00

1,200 x 4.00

1,600 x 3.75

2,000 x 3.25

2,500 x 3.25

3,200 x 2.75

Hydraulic shears

The industrial solution to cut large amounts of sheet metal at high speed.

Hydraulic shear

528

Hydraulic shear for universal use

- Motorized back gauge 10-1000 mm
- Cutting edge illumination
- Automatic calculation of cutting angle
- Lateral angle gauge with scale, 1000 mm from blade edge
- Protection of rear guillotine side by protective light barrier

Hydraulic shear

PowerShear

Ideal for continuous operation

- Touchscreen control on swivel arm
- Robust machine construction
- Automatic calculation of blade gap adjustment
- Frequency controlled motorized back gauge 10 - 1000 mm
- „Return to Sender" function



528

2,000 x 10.00

3,000 x 10.00

3,000 x 13.00

PowerShear

3,000 x 6.00

4,000 x 6.00

Manual shears

The manual shears will be used for nearly all cutting problems. Ridge-free, distortion-free and almost burr-free cuttings are typical characteristics of these shears.

Manual shear

HS

Effort-saving manual shear

- Cutting up to 2 mm thick metal sheets without any difficulties and free from burrs by hand
- Options:
 - sheet separator with stacking function
 - mechanical sheet support
 - Manual back gauge adjustable from the front with digital readout



HS

1,000 x 2.00

2,000 x 1.25

2,500 x 1.00

3,000 x 1.00

Slip bending rolls

We offer you slip bending rolls for the use on construction sites and in workshops.

Manual slip bending roll

102

The small slip bending roll for continuous operation

- Rolls, ca. 700 N/mm²
- Top roll with pivotable bearing has a seam groove for seam tube production
- Lower roll and back roll with wire grooves. Adjustment of lower roll with lever, adjustment of back roll with handwheel and digital readout

Motorized slip bending roll

125

The small slip bending roll with motorized drive

- Control FM 1R
- Rolls, ca. 700 N/mm²
- Motorized drive of upper roll and bottom roll: speed 6 m/min
- Double foot switch for clockwise and anti-clockwise rotation



102

1,000 x 1.00 (50)
1,000 x 1.25 (55)
1,000 x 1.50 (65)
1,200 x 1.00 (55)
1,200 x 1.25 (65)

125

1,000 x 1.00 (50)
1,000 x 1.25 (55)
1,000 x 1.50 (65)
1,200 x 1.00 (55)
1,200 x 1.25 (65)

The upper roll diameter is put in brackets.

Motorized slip bending roll

134 and 136

Prerolling and final rolling in one machine

- Robust machine construction
- Rolls, ca. 700 N/mm²
- Motorized drive of upper roll and bottom roll
- Control FM 1R
- Manual back- and bottom roll adjustment by handwheel with digital readout



134

1,000 x 2.00 (80)	1,500 x 1.50 (80)
1,000 x 3.00 (100)	1,500 x 2.00 (100)
1,000 x 4.00 (110)	1,500 x 3.00 (110)
1,000 x 4.50 (120)	1,500 x 3.50 (120)
1,200 x 1.75 (80)	2,000 x 1.00 (80)
1,200 x 2.50 (100)	2,000 x 1.50 (100)
1,200 x 3.50 (110)	2,000 x 2.00 (110)
1,200 x 4.00 (120)	2,000 x 2.50 (120)

136

1,000 x 5.00 (130)	1,500 x 4.00 (130)	2,500 x 2.50 (140)
1,000 x 5.50 (140)	1,500 x 4.50 (140)	2,500 x 3.00 (150)
1,000 x 6.00 (150)	1,500 x 5.00 (150)	2,500 x 3.50 (160)
1,000 x 6.50 (160)	1,500 x 5.50 (160)	
1,200 x 4.50 (130)	2,000 x 3.00 (130)	
1,200 x 5.00 (140)	2,000 x 3.50 (140)	
1,200 x 5.50 (150)	2,000 x 4.00 (150)	
1,200 x 6.00 (160)	2,000 x 4.50 (160)	

Slip bending rolls

NC-controlled slip bending roll

114

NC-controlled slip bending roll

- Motorized drive of upper roll and bottom roll
- Three roll drive
- Hydraulic prebending roll- and bottom roll adjustment
- Automatic opening of top roll
- CR80-control



114

1,000 x 1.00 (68)

1,000 x 1.50 (80)

1,000 x 2.00 (90)

The upper roll diameter is put in brackets.

Swaging machines

Swaging machines of Schröder Group are designed reliably and stable.

Manual swaging machine

401

The simple and reliable machine for manual operation

- Table execution without rolls and gauge
- Working height over table
250 or 315 mm
- High rigidity and low wear because
of location of drive shaft in front
of gravity



401

50 x 1.00

63 x 1.25

Motorized swaging machine

431

Motor drive with two speeds

- Drive: High rigidity and low wear
- Electrical safety control
- Double foot switch: clockwise and
anticlockwise rotation
- Optional: gauges and wheels



431

50 x 1.00

63 x 1.25

Swaging machines

Motorized swaging machine

416

The powerful machine with rigid frame design

- High rigidity and low wear by position of shaft drive in front of gravity point
- Frequency controlled drive: 3 – 15 m/min
- Safety: foot switch with emergency stop (option)
- Double foot switch: clockwise and anticlockwise rotation

Motorized swaging machine

417

Motor drive with two speeds

- High rigidity and low wear
- Hydraulic shaft adjustment
- Frequency controlled drive: 3 – 15 m/min
- Safety: foot switch with emergency stop
- Double foot switch: clockwise and anticlockwise rotation / on-off function



416

63 x 1.50

100 x 2.00

417

63 x 1.50

100 x 2.00

125 x 3.00

Modular automation systems

A Schröder bending center is your industrial solution to achieve large volume as well as flexible series production with utmost repeatable accuracy.

Modular automation systems

Bending Center

High performance machines

- Machine in operation:
Evolution-Series
- Load and unload: Industrial roboter of
leading manufacturers
- Software control: POS 3000
- Others:
 - Automatic tool changer
 - Handling systems
 - Tables
 - Gauging systems
 - Highly flexible manipulators for
reliable tool positioning



Individual solutions

- 24/7 hours operation
- Large-volume series production
- Improved manufacturing process
- Utmost repeatable accuracy

Software

The motorized machines from Schröder Group are characterized by electronic controls that are ideally adapted to the hardware and to your requirements – thanks to our own software development.

	POS 3000	POS 2000 Professional	Classic Bend	CFP 120
MAK 4 Evolution UD	●	-	-	-
SPB Evolution UD	●	-	-	-
EVO DuoBend	●	-	-	-
EVO Center	●	-	-	-
PowerBend Industrial UD (PBI)	●	●	-	-
PowerBendProfessional (PBP)	●	●	-	-
PowerBend Universal (PBU)	-	●	●	-
PowerBend Multi (PBM)	-	●	-	-
MAKU	-	●	●	-
225	-	-	-	●
EVO Heavy Duty	●	●	-	-
MHSU	-	-	-	-
PDC	-	-	-	-
PDC-NC	-	-	-	-
527	-	-	-	-
528	-	-	-	-
PowerShear	-	-	-	-
125	-	-	-	-
134	-	-	-	-
136	-	-	-	-
114	-	-	-	-

	FM 1R	FM 2R	CR 80	FM 1S	Classic Cut	PSC 150
	-	-	-	-	-	-
	-	-	-	-	-	-
	-	-	-	-	-	-
	-	-	-	-	-	-
	-	-	-	-	-	-
	-	-	-	-	-	-
	-	-	-	-	-	-
	-	-	-	-	-	-
	-	-	-	-	-	-
	-	-	-	-	-	-
	-	-	-	-	-	-
	-	-	-	-	●	-
	-	-	-	-	●	-
	-	-	-	-	●	-
	-	-	-	●	-	-
	-	-	-	-	-	●
	-	-	-	-	-	●
	●	-	-	-	-	-
	●	●	●	-	-	-
	●	●	●	-	-	-
	-	-	●	-	-	-

Fields of application

Working length ▶ Sheet thickn. ▼	1,000	1,250	1,500	2,000	2,500	3,000	3,200	4,000	5,000	6,000	9,000
Folding machines											
0.75				BAM							
0.80	BAM			MODULAR 2 000		MODULAR 3 000		MODULAR 2 000 (2x)	MODULAR 2 000 (1x) MODULAR 3 000 (1x)	MODULAR 2 000 (3x) MODULAR 3 000 (2x)	MODULAR 3 000 (3x)
1.00				AK / ASK II	AK	AK					
1.25											
1.50	ASK 3	ASK 3	ASK 3	AK			MAKU				
1.75			ASK II					PBM			
2.00	ASK II / 204				MAKU		PBM				
2.50				MAKU	PBM			PBP / PBU			
3.00							PBP/PBU	SPB Evolution UD / EVO Center			
4.00				PBU			SPB Evolution UD / EVO Center		MAK 4 Evolution UD		
5.00								MAK 4 Evolution UD / PBI			
6.00				225			MAK 4 Evolution UD / PBI				
16.00							EVO HD				

Center distance ▶ between wheels Sheet thickn. ▼	50	63	100	125
Swaging machine				
1,00	401 / 431			
1,25		401 / 431		
1,50		416 / 417		
2,00			416 / 417	
3,00				417

Working
length ▶
Sheet thckn. ▼

1,000	1,250	1,500	1,600	1,800	2,000	2,500	3,000	3,200	4,000
-------	-------	-------	-------	-------	-------	-------	-------	-------	-------

Shears										
1,00						HS	HS			
1,25					HS					
1,50								MHSU		
2,00	HS					MHSU		MHSU		
2,50		MHSU			MHSU	MHSU			PDC / PDC NC	
2,75										
3,00					MHSU			PDC / PDC NC		
3,25						527				
3,50						PDC				
3,75			527							
4,00	MHSU	MHSU			PDC					
4,50		PDC								
6,00							Power Shear		Power Shear	
10,00					528		528			
13,00							528			

Working
length ▶
Sheet thckn. ▼

1,000	1,200	1,500	1,600	1,800	2,000	2,500	3,000	3,200	4,000
-------	-------	-------	-------	-------	-------	-------	-------	-------	-------

Slip bending rolls										
1.00	102 / 114 / 125	102 / 125			134					
1.25	102 / 125	102 / 125								
1.50	102 / 114 / 125		134		134					
1.75		134								
2.00	114 / 134		134		134					
2.50		134			134	136				
3.00	134		134		136	136				
3.50		134	134		136	136				
4.00	134	134	136		136					
4.50	134	136	136		136					
5.00	136	136	136							
5.50	136	136	136							
6.00	136	136								
6.50	136									



Schröder Group

The Schröder Group consists of Hans Schröder Maschinenbau GmbH, which is located in Wessobrunn, Germany, and SCHRÖDER-FASTI Technologie GmbH, which is located in Wermelskirchen, Germany and the SMU GmbH, located in Leinburg-Weißenbrunn.

Founded in 1949, Hans Schröder Maschinenbau GmbH unifies traditional and modern approaches in machine building: Successfully managed as a quality and customer-oriented, family-owned company, Hans Schröder Maschinenbau is specialized in the development of modern machine concepts for bending and cutting sheet metal.

The successful integration of the Fasti Company in 2006 and its worldwide presence make the Schröder Group one of today's leading providers of machines for bending, cutting, beading, flanging, and circular bending all types of sheet metal. The company's precision machines range from proven solutions for craftsmen to innovative, high-performance machines for automatic industrial production processes. 2021 the Schröder Group was expanded by the tool manufacturer SMU GmbH. Overall, the Schröder Group currently employs more than 300 people at various locations at home and abroad.

All information provided as a guide only
and subject to change at all times.
HSM 250701EN

Hans Schröder Maschinenbau GmbH
Feuchten 2 | 82405 Wessobrunn-Forst | Germany
T +49 8809 9220-0 | F +49 8809 9220-700
E info@schroedergroup.eu
www.schroedergroup.eu

SCHRÖDER
GROUP