



SEGMENT FOLDING MACHINE
ASK 3

Segment folding machine of the 3rd generation – ASK 3

For more than 60 years we have been supplying workshops with folding machines. They are part of the standard equipment in workshops and at construction sites and are considered as reliable precision tools.



The ASK 3 is the flexible machine for real folding specialists.



Rear view: 2 variable gauge arms with scale movable on linear guide incl. 2 tipping gauges

The popular folder ASK 3 replaced the previous model ASK and has been constructed based on decades of experience in manual folding machines that are aimed at workshops and construction sites. The ASK 3 is the improved flexible machine for real folding specialists: Segmented tools on all beams allow larger clearances for complex work pieces.

It's the design details that make the ASK 3 a valued everyday tool in craftsmen's workshops:

- The quick tool clamping with an eccentric drive on the clamping beam and the folding beam increases precision and the clamping force. It can be opened and closed with one simple move – this reduces set-up times towards zero.
- The multi-stage drive of the clamping beam enables the use of various tool heights. Segmented tools on the clamping beam, bottom beam and the folding beam provide an exciting range of free space for bending complex pieces.
- Free space: up to 180 mm at the clamping beam, up to 120 mm at the bottom beam and up to 142 mm at the folding beam.

These large tool clearances extend your product range enormously and increase your flexibility.



Standard equipment


Patented quick clamping device with eccentric for quick changing of clamping and folding beam tools
Multi-stage clamping beam drive for four different tool heights
Goat's foot blade, 130 mm high, 30°, sharp, clearance 26 mm, foot width 41 mm, free space 110 mm, segmented incl. corner parts, ca. 700 N/mm ²
Bottom beam blade, free space 55 mm, segmented incl. corner parts, ca. 700 N/mm ²
Combi-folding blade, 120 mm high, 12/15 mm, free space 77 mm, segmented incl. corner parts, ca. 700 N/mm ²
Tool segmentation for 1,000 mm: 30/50/70/100/150/200/300 mm plus 2 x 75 mm corner parts, with 1,250 mm lengths plus 250 mm segments, with 1,500 mm length plus 2 x 250 mm segments
Foot pedal for opening and closing of clamping beam
Clamping beam stroke 110 mm
Clamping beam with tool storage function
Stand with depositing plate incl. tool storage function
Angle indicator
Angle gauge
Stacking table for tools
Machine on 4 castors: 2 fixed and 2 steering castors, lockable (steering castor height-adjustable with handle front side right)

Special equipment

2 variable gauge arms, 600 mm with scale, movable on linear guide incl. 2 tipping gauges
Additional tipping gauge
Additional bending angle gauge
Tool case
Cutting device incl. linear guide for max. sheet thickness 0,8 mm St37 (Only for standard folding beam heights)
Tool set to form window sills suitable for tool height: clamping beam 130 mm/170 mm/200 mm folding beam standard or lowered
For further tools please see page 7

Gauge options provide optimum efficiency


The ASK 3 ensures an increased productivity gain through its smooth gauges and the new gauge for the bending angle.



Optional: 2 variable gauge arms with scale, movable on linear guide incl. 2 tipping gauges



Clamping beam force adjustment



Folding beam adjustment

Smooth gauges

The freely positionable sheet support- and gauge arms are constructed in a way that they can easily be moved and fixed. The sheet support arms can easily be manipulated from the operator side. Hence, unnecessary walking routes around the machine can be avoided.

Furthermore improved is the adjustment of the clamping force and the folding beam. They can be adjusted now with knurled screws without any additional tools.


New gauge for the bending angle

A very practical feature is the new, push-back gauge for the bending angle. This means that the operator can keep an angle gauge adjustment and can nevertheless e.g. hem a flange. The gauge can easily be pushed in so that the folding beam is free.

Besides of these improvements the developers have expanded the ASK with a generous deposit station for currently not needed tool segments.

Multiple options and new design

Apart from numerous tool options, also the design of the machine has been revised according to the latest ergonomic requirements.



Picture above: Clamping beam with tool storage function
Picture below: Stand with depositing plate incl. tool storage function

Optional: high tools

In addition to the approved working length of 1,000 mm and 1,500 mm, the new ASK 3 is now also available in the version 1,250 mm.

This machine that is popular amongst plumbers since many years has also been improved in several points regarding its handling.

Thus, not only was the positioning of the tool case adjusted to the ergonomics but also the foot pedal for a fast opening and closing of the clamping beam has been reengineered. Thanks to a much bigger clamping beam stroke, it is now much more comfortable to manipulate sheets for clamping.


Bigger clearances create opportunities

Segmented tools on all beams provide bigger clearances for complex work pieces.

Now the operator has the option to use four different tool heights. With the goat's foot tools he has extended free space available. Using the sharp nose blade he has clearances for bends up to 135° - also with longer sides.

Tools and technical data

For every task a suitable tool – with the high-quality segmented tools from Schröder you are folding exactly and fold radii with highest precision.

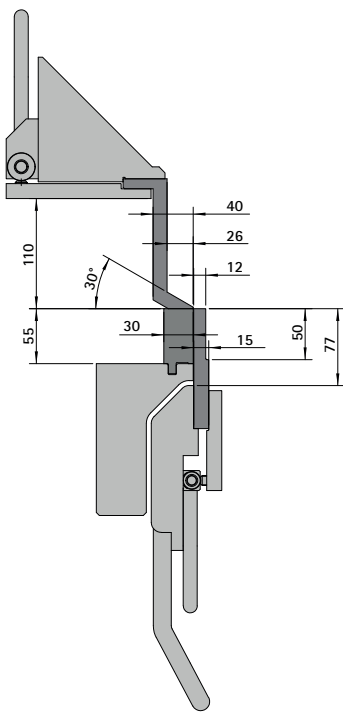


ASK 3	1,000 x 1.5	1,250 x 1.5	1,500 x 1.5
Working length	1,050 mm	1,300 mm	1,550 mm
Sheet thickness (400 N/mm ²)	1.5 mm	1.5 mm	1.5 mm
Weight	310 kg	350 kg	390 kg
Dimensions L/B/H	1,613/885/1,387 mm	1,863/885/1,387 mm	2,113/885/1,387 mm
Lowering folding beam	15 mm		
Standard colour	RAL 7035 light grey RAL 5003 sapphire blue		

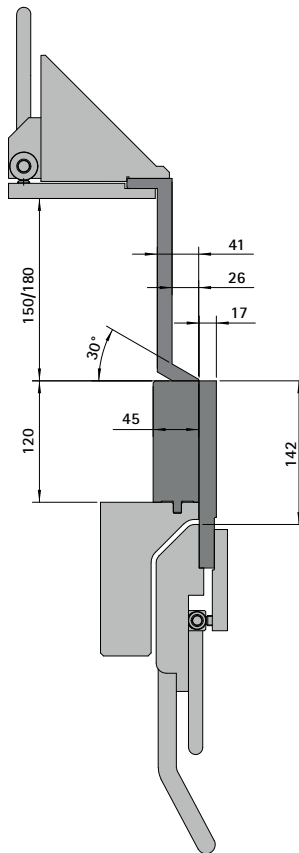
Corner parts 2 x 75 mm width

All specifications are considered as guidelines and may be subject to change at any time.

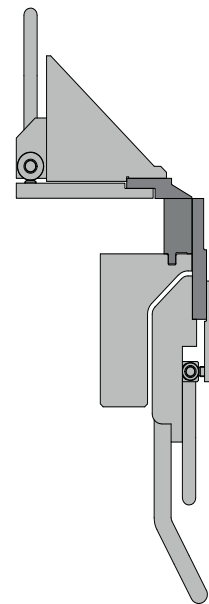
Corner parts 2 x 75 mm width




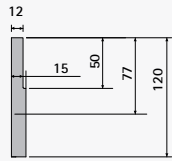
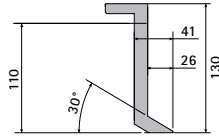
Lateral cut: standard tools



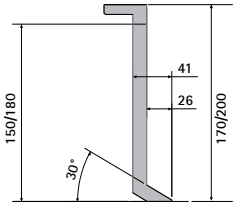


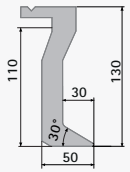
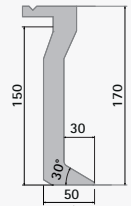
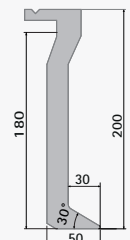


Lateral cut: high version tools on the clamping beam, folding beam and bottom beam



Lateral cut: sharp nose blade 20°/30° respectively radius blade R 2/3/4/5

Standard equipment	
Bottom beam tools	Bottom beam blade, free space 55 mm, segmented incl. corner parts ca. 700 N/mm ² 
Folding beam tools	Combi-folding blade, 120 mm high, 12/15 mm, free space 77 mm, segmented incl. corner parts ca. 700 N/mm ² 
Clamping beam tools	Goat's foot blade, 130 mm high, 30°, sharp, clearance 26 mm, foot width 40 mm, free space 110 mm, segmented incl. corner parts ca. 700 N/mm ² 

Special equipment			
Bottom beam tools ca. 700 N/mm ²	free space 120 mm, width 45 mm, lowered bottom beam (Only possible to order ex works!) Option: surface-hardened 		
Folding beam tools ca. 700 N/mm ²	free space 142 mm, width 17 mm, lowered folding beam (Only possible to order ex works!) Option: surface-hardened 		
Clamping beam tools ca. 700 N/mm ²	Goat's foot blade, 170 mm high, 30°, sharp, clearance 26 mm, foot width 41 mm, free space 150 mm, segmented incl. corner parts s = 1.25 mm	Goat's foot blade, 200 mm high, 30°, sharp, clearance 26 mm, foot width 41 mm, free space 180 mm, segmented incl. corner parts s = 1.25 mm 	
	Sharp nose blade 20°/30°, sharp 		
	Radius blade R 2/3/4/5 		
Clamping beam tools 1 100 N/mm ²	Goat's foot blade, 130 mm high, 30°, R 1/2/3/4, clearance 30 mm, foot width 50 mm, free space 110 mm, segmented incl. corner parts 	Goat's foot blade, 170 mm high, 30°, R 1/2/3/4, clearance 30 mm, foot width 50 mm, free space 150 mm, segmented incl. corner parts s = 1.25 mm 	Goat's foot blade, 200 mm high, 30°, R 1/2/3/4, clearance 30 mm, foot width 50 mm, free space 180 mm, segmented incl. corner parts s = 1.25 mm 



Schröder Group

The Schröder Group consists of Hans Schröder Maschinenbau GmbH, which is located in Wessobrunn, Germany, and SCHRÖDER-FASTI Technologie GmbH, which is located in Wermelskirchen, Germany.

Founded in 1949, Hans Schröder Maschinenbau GmbH unifies traditional and modern approaches in machine building: Successfully managed as a quality and customer-oriented, family-owned company, Hans Schröder Maschinenbau is specialized in the development of modern machine concepts for bending and cutting sheet metal.

The successful integration of the Fasti Company in 2006 and its worldwide presence make the Schröder Group one of today's leading providers of machines for bending, cutting, beading, flanging, and circular bending all types of sheet metal. The company's precision machines range from proven solutions for craftsmen to innovative, high-performance machines for automatic industrial production processes. Overall, the Schröder Group currently employs more than 270 people at various locations at home and abroad.

All information provided as a guide only
and subject to change at all times.
HSM 190823EN

Hans Schröder Maschinenbau GmbH
Feuchten 2 | 82405 Wessobrunn-Forst | Germany
T +49 8809 9220-0 | F +49 8809 9220-700
E info@schroedergroup.eu
www.schroedergroup.eu

SCHRÖDER
GROUP